



## SUMMER HOLIDAY HOMEWORK

CLASS - VII

(2022-23)



*LAZY HAZY SUMMER DAYS,*

*UNWIND SLOWLY, SUN ABLAZE*

*SWEETLY SCENTED AIR ABOUNDS*

*LET'S HAVE SOME FUN AND JUMP AROUND*



## MESSAGE FOR PARENTS

- ❖ *Its SUMMER TIME again. Time for strengthening family bond, tying threads of family tree, sharing joys and sorrows, having a good time together. Do shower your love and care on people you meet and get loads of blessings in return.*
- ❖ *Allow your child to help in your daily chores like cooking, washing the dishes.*
- ❖ *Allow them to adopt a pet dog or a cat or any other animal, bird or fish.*
- ❖ *Take good care of you and your loved ones health and hygiene since as you know we are facing a pandemic situation from last year. Avoid heavy and oily food and increase intake of fresh fruits and water to keep yourself well hydrated and energetic.*
- ❖ *Gently encourage your child to raise a kitchen garden by planting seeds. Knowledge about plants and trees are an integral part of your child's growing up.*
- ❖ *Use Holiday Homework as an opportunity to spend quality time together. Let your child take the lead and use his/ her imagination, creativity and knowledge to do the assigned task. The role of the parent is to be a facilitator and guide to steer the child in the right direction. He/ She will find his own destination. Original work of students will receive greater recognition and appreciation.*
- ❖ *Avoid giving chocolates, jellies, cream cakes, aerated drinks and too many bakery products like puff and fried items like samosas.*
- ❖ *Look into the eyes of your little one and thank God for giving you one wonderful gift. In a few years from now, they will be soaring into greater heights.*









*As parents, it is important to invest your time with them now.*

*(Principal)*



## MESSAGE FOR STUDENTS

*Dear Students,*

-  *My wish for you is that you see the light in this world, in yourself, and in others. I see the light in you.*
-  *Compliment others, and be proud of your own accomplishments. I am proud of you.*
-  *Believe in yourself, for you are stronger than you know. I believe in you.*
-  *Try hard, but know your limits. Ask if you need help, and trust others will help you. I will help you.*
-  *Fill your heart with laughter and smile often. I love to see your smile.*
-  *You are a unique, special, and amazing person. There will never be another you. I appreciate all of you.*
-  *Follow the guidelines given by teachers to complete specific activities. Only spiral file is to be used. Class display will reflect originality and not seek perfection alone.*
-  *Dream, believe, wonder, inspire, love, nurture, and always listen. That is what I will do for you.*

*We wish you tons of happiness, joy and fun while you are on vacation!*

*Love,*

*Your Teacher*



# ENGLISH

## Q1. Book review

Following are some books that you can read. Choose any 1 and make a book review of it.

1. A Christmas carol
2. Canterville Ghost
3. Tales from India
4. A wrinkle in time

## Q2. Debate

“Do you think today’s generation should be concerned about population growth.”

Write the debate on the above topic.

## Q3. Newspaper activity

Pick out any two words from the newspaper everyday. Write their meanings and make sentences.

## Q4. Poster

Design a beautiful poster for a rally to promote peace in our country. You can paste pictures or make colourful drawings to highlight your message.

Q5. Do the following worksheet in the English notebook.

- A. Underline the nouns in the following sentences and write their type.
  1. The children are playing in the park.
  2. Plastic is for ordinary use.
  3. Fear is the root of all evils.
  4. Aarohi always speak the truth.
  5. Every evening, the football team practices with its coach.
- B. Use the suffixes to make abstract nouns.
  1. Waste
  2. Private
  3. Loyal
  4. Invade
  5. Holy

# SOCIAL SCIENCE

Instructions :-

1. Holidays homework should be done on A4 size sheets.
2. Make it attractive and colorful.

## Q1. Create manuscript

Make your own manuscript.

Take leaves and quill pen for writing the manuscript. Also make a cover page of your manuscript and use a ribbon to tie it up.

## Q2. Collage making

Collect information about various things from (700-1200 AD) and make a collage from them.

Collect information on :-

- (a) Prithvi Raj III
- (b) Rajaraja I
- (c) Rajendra I

## Q3. Survey

Students will collect information from 10 different people in their society.

All the basis of collected information, students will prepare a report and analyse it to show the factors which lead to inequalities.

Format for the survey :-

Name -----

Locality -----

Age -----

Family members	Age	Educational qualification	Employed	Working environment	Expectation

Q4. (a) Differentiate between reuse and recycle.

(b) Make any two useful products from the waste materials like bangles, invitation cards, newspaper etc.

Q5. Do the following worksheet in the notebook.

1. In the light of the meaning of democracy, explain how equality becomes an essential aspect of it.
2. Do you think that all people are enjoying the right to equality? Elaborate with the help of suitable examples.
3. Enlist some important ways through which we can prevent global warming.
4. Activity is more destructive towards the natural environment. Do you agree? Discuss and make appropriate suggestions.
5. Give one word for the following.
  - (a) Which ritual was performed by Dantidurga?
  - (b) Which territories were made a part of the chola Kingdom?
  - (c) The domain of environment rich in minerals.
  - (d) The system of biotic and abiotic components which depend on each other.
  - (e) The term used to refer to the right to vote for every citizen above the age of 18 years.
  - (f) A document that lays down the basic rules and regulations for the people and the government in the country to follow.
6. Enumerate the various components of the given ecosystem.



# MATHS

- Practice all the examples given in chapter 1, 2 and 3 in Maths Practice Notebook.
- Learn and write the tables from 11 to 30 in Maths Practice Notebook.

## ENRICHMENT ACTIVITY:

### Creating a Palindrome Number

You will require flash cards of numbers 0 to 9 (A palindrome number is a number that reads the same backwards as well as forwards.)

Now follow these steps and form Palindrome numbers.

1. Shuffle all the cards and select 6 cards randomly- for example, 1, 3, 2, 8, 6, and 7.
  2. Arrange the cards according to your choice to make a 6-digit number- for example, 1,32,867.
  3. Now make the greatest 6-digit number from the selected cards- for example, 8,76,321.
  4. Next make the smallest 6-digit number from the selected cards- for example, 1,23,678.
  5. Add the greatest and the smallest numbers- for example, 9,99,999.
- Have you got the palindrome number? Write the number formed.
  - If you didn't get the palindrome number, repeat steps 3 and 4 until you get a palindrome number.

## Worksheet

Fill in the blank(s).

1.  $(-11) \times \underline{\hspace{2cm}} \times (-11) = 1210$
2.  $(-13) + (12) \times \underline{\hspace{2cm}} = -13$
3.  $23 \div \underline{\hspace{2cm}} + (-2) = -3$
4.  $0 \div (-12) - (-14) = \underline{\hspace{2cm}}$
5.  $(-17) \times \underline{\hspace{2cm}} \times 21 = 0$
6. The additive inverse of 100 is  $\underline{\hspace{2cm}}$ .
7. The product of two integers with like signs is  $\underline{\hspace{2cm}}$ .
8. The product of two integers with unlike signs is  $\underline{\hspace{2cm}}$ .
9. How many one-sixths are there in 1?
10. The product of a fraction and its reciprocal is  $\underline{\hspace{2cm}}$ .

Find the product(s).

1.  $\frac{8}{9} \times \frac{3}{4}$

$$2. \frac{1}{17} \times 7\frac{2}{7}$$

$$3. \frac{4}{7} \times \frac{2}{7} \times \frac{14}{16}$$

Find the quotient(s).

$$1. 4\frac{7}{9} + 4\frac{21}{27}$$

$$2. 3\frac{4}{5} + 2\frac{3}{8}$$

$$3. 3\frac{5}{7} + \frac{4}{7}$$

Select the correct answer(s).

1. The quotient of  $(-117) \div 9$  is \_\_\_\_\_.  
 a. 13  
 b. -13  
 c. 11  
 d. -11

2. The additive identity of 13 is  
 a. 13  
 b. -13  
 c. 0  
 d. 1

3.  $-80 \div \underline{\hspace{2cm}} = 5$   
 a. 0  
 b. 16  
 c. 20  
 d. -16

4. The cost of  $\frac{3}{4}$  kg of onions is ₹15. What is the cost of 1 kg of onions?  
 a. Rs.10  
 b. Rs.20  
 c. Rs.30  
 d. Rs.12

5. Which of the following is the same as  $\frac{2}{5}$  of an hour?  
 a. 60 minutes  
 b. 12 minutes  
 c. 24 minutes  
 d. 36 minutes

Simplify and find the absolute value(s) of the following:

1.  $|(-144) \div 16|$
2.  $|(-20) - (-15) \div 3 - (-2)|$



Simplify:

1.  $\left(\frac{5}{9} - \frac{12}{45}\right) \times \frac{5}{3}$

2.  $\left(6 \times \frac{1}{4}\right) + \frac{1}{2} \times \frac{1}{2}$

3.  $\left(\frac{3}{5} + \frac{2}{5} + \frac{1}{8}\right) \times 8$

## FRENCH

Q1. Make a bookmark related to french culture.

Q2. Write a quote or thought of the day in French and write its explanation in English.

Q3. Make a brochure on France.

## SCIENCE

1.: Students are required to design an explanatory model on the topic given below:

Process of photosynthesis (OR) Pitcher plant

1. 'TONE UP YOUR RESPIRATORY SYSTEM'

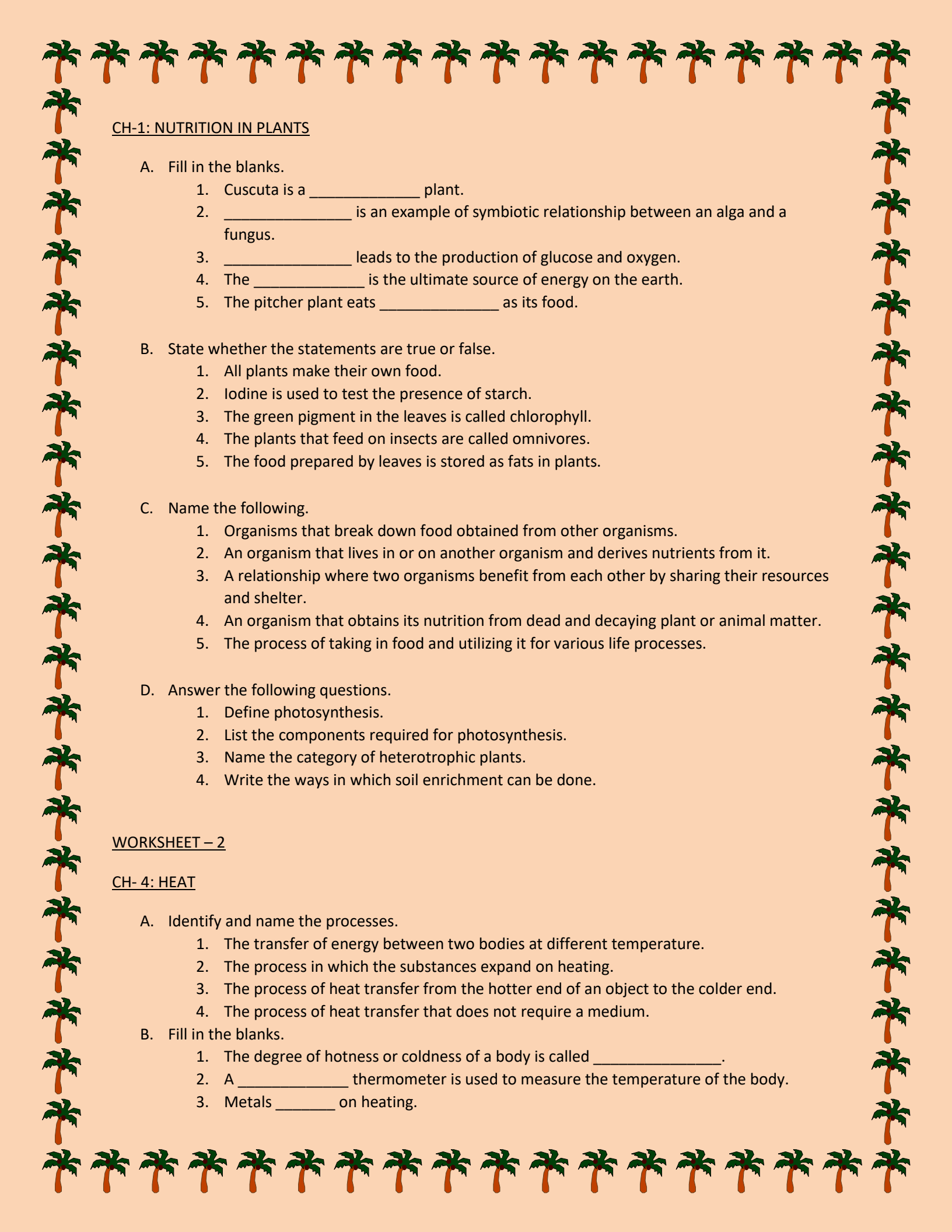
Prepare a science magazine. Use coloured sheets to write and make a nice cover. Use your imagination and creativity. Content should be of 7-8 pages and paste some relevant coloured pictures also. Some of the things you can put in your magazine are:

- Respiratory system- Its parts and functions
- Effects on respiratory system due to COVID-19
- Preventions against COVID-19 to improve the respiratory system.
- Yoga and exercises to tone up the respiratory system. [Steps of exercise and yoga (any two each) to be mentioned].

Give your magazine a suitable title.

2. Do the given worksheets in your note book.

WORKSHEET – 1



CH-1: NUTRITION IN PLANTS

A. Fill in the blanks.

1. Cuscuta is a \_\_\_\_\_ plant.
2. \_\_\_\_\_ is an example of symbiotic relationship between an alga and a fungus.
3. \_\_\_\_\_ leads to the production of glucose and oxygen.
4. The \_\_\_\_\_ is the ultimate source of energy on the earth.
5. The pitcher plant eats \_\_\_\_\_ as its food.

B. State whether the statements are true or false.

1. All plants make their own food.
2. Iodine is used to test the presence of starch.
3. The green pigment in the leaves is called chlorophyll.
4. The plants that feed on insects are called omnivores.
5. The food prepared by leaves is stored as fats in plants.

C. Name the following.

1. Organisms that break down food obtained from other organisms.
2. An organism that lives in or on another organism and derives nutrients from it.
3. A relationship where two organisms benefit from each other by sharing their resources and shelter.
4. An organism that obtains its nutrition from dead and decaying plant or animal matter.
5. The process of taking in food and utilizing it for various life processes.

D. Answer the following questions.

1. Define photosynthesis.
2. List the components required for photosynthesis.
3. Name the category of heterotrophic plants.
4. Write the ways in which soil enrichment can be done.

WORKSHEET – 2

CH- 4: HEAT

A. Identify and name the processes.

1. The transfer of energy between two bodies at different temperature.
2. The process in which the substances expand on heating.
3. The process of heat transfer from the hotter end of an object to the colder end.
4. The process of heat transfer that does not require a medium.

B. Fill in the blanks.

1. The degree of hotness or coldness of a body is called \_\_\_\_\_.
2. A \_\_\_\_\_ thermometer is used to measure the temperature of the body.
3. Metals \_\_\_\_\_ on heating.


4. The dark clothes absorb more heat due to \_\_\_\_\_.
- C. Answer the following questions.
1. Explain the relationship between °C and °F.
  2. Convert 50 °C to °F.
  3. Differentiate between land breeze and sea breeze.
  4. Explain an application of thermal expansion of substances.

## ART

1. Do page no.:- 13, 15, 16 in your art file.
2. Craft work page no: 80
3. MASK MAKING

### Mask Making


Surprise your friends by creating a beautiful mask.



**Step-1 :** Inflate a balloon. Avoid blowing it up too much or else it may pop. The size of the balloon will be the size of your mask. For smaller children, a smaller balloon will be easier to work with.

**Step-2 :** It's fine if you just have newspaper, but it's even better if you have newspaper and a solid paper, like printer paper. Grab a whole bunch of sheets and some flour and water for your paste.

- Rip the papers into strips or squares, depending on the size of your balloon. You'll need enough for at least three layers and whatever molding you may want to do.
- Create a paste with 2 cups (220 g) flour and 1 cup (200 ml) water. If you don't have flour, you can use two parts white glue and 1 part water. Mix it well. The paste will be easiest to use if it's in a shallow tray or wide brimmed bowl.



**Step-3 :** Dip a piece of paper into the paste and let the paper soak in the paste. Get the excess off the paper by scraping it along the side, if necessary. You may want to lay down extra newspaper to clean up the mess easily later.

- The first layer should be placed vertically, the second horizontally, and so forth. Use the blank paper in between newspaper layers to make it easy to see where you've already gone.
- If you'd like to mold on features, do so now. The beauty of paper mache is that the strips can mould into virtually any shape. You can form eyebrows, cheekbones, or lips rather easily.
- Leave it on the side to dry. Make sure that the paper is secured on the balloon or else your mask may come apart. This may take several hours.

Excellent  V.Good  Good

My Art and Craft - 7 80 Signature : \_\_\_\_\_ Date :

## HINDI

1. किन्ही पाँच औषधीय पौधों के बारे में जानकारी एकत्रित कीजिए तथा उनके गुण लिखिए जैसे नीम, तुलसी, एलोवेरा आदि।
2. पर्यावरण संरक्षण पर एक आकर्षक पोस्टर बनाइए और पर्यावरण सुरक्षा पर कोई चार नारे लिखिए।
3. मानवता की खातिर अपना जीवन समर्पित करने वाली **मदर टेरेसा** के बारे में जानकारी एकत्र करके एक परियोजना कार्य (**प्रोजेक्ट**) तैयार कीजिए।
4. किसी एक विषय पर 80 से 100 शब्दों में अनुच्छेद लिखिए –

यदि मैं एक पंछी होता /होती

अथवा

जंक फूड-स्वास्थ्य के लिए विष

5. शरीर के विभिन्न अंगों पर आधारित कोई 15 **मुहावरे** अर्थ सहित लिखिए तथा कलात्मक रूप से उनका वाक्य में प्रयोग कीजिए।

नोट :- \*गृहकार्य को करते समय भाषा ,लेख एवं वर्तनी की शुद्धता का विशेष ध्यान रखिए।

\*अपने गृहकार्य को कलात्मक बनाने के लिए ए-4 साइज़ शीट या स्क्रेप फाइल ,रंगीन पेन और चित्रों का यथासंभव प्रयोग कीजिए।

## COMPUTER APPLICATIONS

Q1 .Make a presentation on Internet and their services.

Q2. Make a presentation on HTML. Define the different types of tags in HTML.

(atleast 10-12 slides)



# HELP STOP COVID-19



Get a  
COVID-19  
vaccine



Wash  
your  
hands  
often



Cover your  
mouth and  
nose with  
a mask

Avoid crowds and practice  
social distancing



Maintain distance



Report Fraudulent COVID-19  
Tests, Vaccines and Treatments



Donate  
Blood  
and  
Plasma