



orleans -The School-
Above and Beyond...

SUMMER HOLIDAY HOMEWORK

CLASS - VIII

(2022-23)



LAZY HAZY SUMMER DAYS,

UNWIND SLOWLY, SUN ABLAZE

SWEETLY SCENTED AIR ABOUNDS

LET'S HAVE SOME FUN AND JUMP AROUND



MESSAGE FOR PARENTS

- ❖ *Its SUMMER TIME again. Time for strengthening family bond, tying threads of family tree, sharing joys and sorrows, having a good time together. Do shower your love and care on people you meet and get loads of blessings in return.*
- ❖ *Allow your child to help in your daily chores like cooking, washing the dishes.*
- ❖ *Allow them to adopt a pet dog or a cat or any other animal, bird or fish.*
- ❖ *Take good care of you and your loved ones health and hygiene since as you know we are facing a pandemic situation from last year. Avoid heavy and oily food and increase intake of fresh fruits and water to keep yourself well hydrated and energetic.*
- ❖ *Gently encourage your child to raise a kitchen garden by planting seeds. Knowledge about plants and trees are an integral part of your child's growing up.*
- ❖ *Use Holiday Homework as an opportunity to spend quality time together. Let your child take the lead and use his/ her imagination, creativity and knowledge to do the assigned task. The role of the parent is to be a facilitator and guide to steer the child in the right direction. He/ She will find his own destination. Original work of students will receive greater recognition and appreciation.*
- ❖ *Avoid giving chocolates, jellies, cream cakes, aerated drinks and too many bakery products like puff and fried items like samosas.*
- ❖ *Look into the eyes of your little one and thank God for giving you one wonderful gift. In a few years from now, they will be soaring into greater heights.*









As parents, it is important to invest your time with them now.

(Principal)



MESSAGE FOR STUDENTS

Dear Students,

-  *My wish for you is that you see the light in this world, in yourself, and in others. I see the light in you.*
-  *Compliment others, and be proud of your own accomplishments. I am proud of you.*
-  *Believe in yourself, for you are stronger than you know. I believe in you.*
-  *Try hard, but know your limits. Ask if you need help, and trust others will help you. I will help you.*
-  *Fill your heart with laughter and smile often. I love to see your smile.*
-  *You are a unique, special, and amazing person. There will never be another you. I appreciate all of you.*
-  *Follow the guidelines given by teachers to complete specific activities. Only spiral file is to be used. Class display will reflect originality and not seek perfection alone.*
-  *Dream, believe, wonder, inspire, love, nurture, and always listen. That is what I will do for you.*

We wish you tons of happiness, joy and fun while you are on vacation!

Love,

Your Teacher



ENGLISH

Instructions :-

1. Make your holiday homework creative and attractive.
2. Holidays Homework should be done in A4 size sheets.

Q1. Collect information about 'disaster preparedness'. Also design a poster on the same.

Q2. Think of a time in your life when you experienced panic and was scared. Express it in the form of speech.

Q3. Write different articles like- self composed poems, reports on excursion, speech, Diary entries, story writing, riddles, puzzles, etc. for School Magazine.

Q4. Visit at least 5 tourist places in Delhi and pen down your experience in a form of a story.

Q5. Do the following worksheet in your notebook.

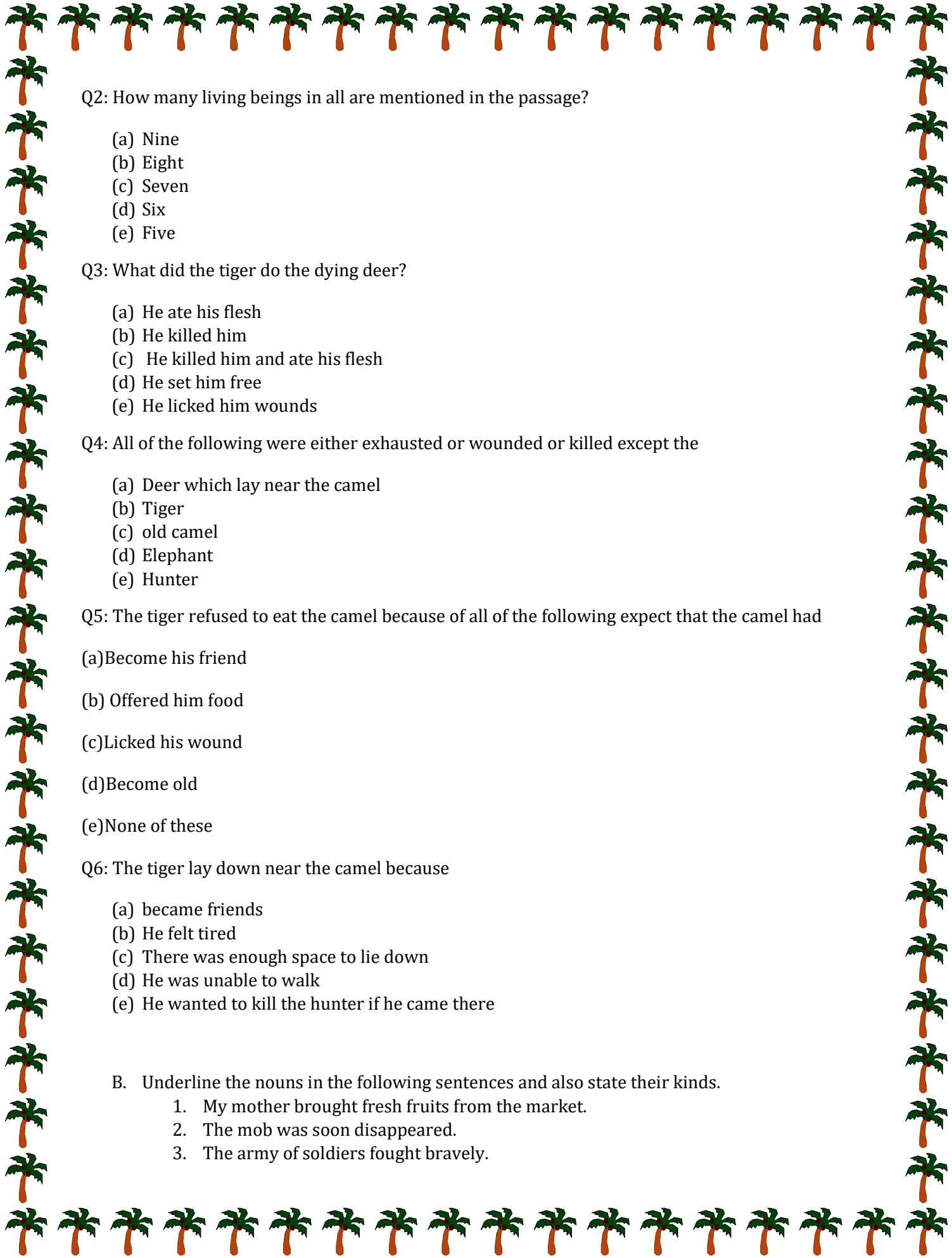
A. Read the following passage carefully.

The load was very heavy for the old camel. He tried his best to carry it as far as the next village. There his Master would be able to get another camel to carry this heavy load. But he was so tired and exhausted that he Could not go any further. His master took off the load from the camel's back and put it on the back of Another camel and went his way. A tiger was passing by at this time. He had been hurt by the tusk of an Elephant. As the tiger was in pain, he found it difficult to walk. So he lay down by the side of the camel. The Camel began licking the tiger's wound with his long tongue and offered him food that his master had left Behind. In a few days, the tiger and the camel recovered. As the tiger was very hungry the old camel told Him to kill him and eat his meat. The tiger could not think of killing his friend. At that time a deer came running towards them. A hunter had shot at him with an arrow. He lay down by the Side of the tiger. He told the tiger to kill him and eat his flesh as he did not want the wicked hunter to take Him away. The tiger did as he was told. Just then the hunter came on the spot. The angry tiger jumped on Him and killed him also. Another young deer was in the bag that the hunter was carrying. The tiger set it Free. The tiger and the camel lived happily ever after in the forest.

Read the questions given below and write the option you consider the most appropriate.

Q1: The camel began to lick the tiger's wound because the

- (a) Tiger was in pain
- (b) Tiger was tired
- (c) tiger could not walk
- (d) The camel was hungry
- (e) camel's tongue is long.



Q2: How many living beings in all are mentioned in the passage?

- (a) Nine
- (b) Eight
- (c) Seven
- (d) Six
- (e) Five

Q3: What did the tiger do the dying deer?

- (a) He ate his flesh
- (b) He killed him
- (c) He killed him and ate his flesh
- (d) He set him free
- (e) He licked him wounds

Q4: All of the following were either exhausted or wounded or killed except the

- (a) Deer which lay near the camel
- (b) Tiger
- (c) old camel
- (d) Elephant
- (e) Hunter

Q5: The tiger refused to eat the camel because of all of the following expect that the camel had

- (a) Become his friend
- (b) Offered him food
- (c) Licked his wound
- (d) Become old
- (e) None of these

Q6: The tiger lay down near the camel because

- (a) became friends
- (b) He felt tired
- (c) There was enough space to lie down
- (d) He was unable to walk
- (e) He wanted to kill the hunter if he came there

B. Underline the nouns in the following sentences and also state their kinds.

1. My mother brought fresh fruits from the market.
2. The mob was soon disappeared.
3. The army of soldiers fought bravely.

4. Tanisha's dream is to become a doctor.
5. Heena's friends admired her beauty.
6. Chandigarh is a beautiful city.
 7. Dad made a promise to play with us every day.
 8. Everyone saw John's determination to finish the race.

C. Do this question-

Read the following sentences and choose the case of the underlined nouns and pronouns.

1. This is my aunt's car.

(a) Nominative	(b) Objective	(c) Possessive
----------------	---------------	----------------
2. He sent them a message.

(a) Nominative	(b) Objective	(c) Possessive
----------------	---------------	----------------
3. Puneet was very excited for his result.

(a) Nominative	(b) Objective	(c) Possessive
----------------	---------------	----------------
4. Nature's law is great.

(a) Nominative	(b) Objective	(c) Possessive
----------------	---------------	----------------
5. The vase was broken by Harish.

(a) Nominative	(b) Objective	(c) Possessive
----------------	---------------	----------------
6. Jatin is writing with a pen.

(a) Nominative	(b) Objective	(c) Possessive
----------------	---------------	----------------



हिंदी



सुनहरी धूप

प्रश्न 1 पाठ 1 'प्रियतम' नामक कविता को पढ़ें।

प्रश्न 2. पाठ संख्या 1, 2, 3 के सभी अभ्यास कार्य पूर्ण करें।

प्रश्न 3 प्रतिदिन एक पृष्ठ हिन्दी सुलेख लिखें।

हिन्दी व्याकरण

प्रश्न 1. पाठ 1, 2, 4, 5, 6, 7, 8, 9, 10, के अभ्यास कार्य पूर्ण करें।

प्रश्न 2. पर्यायवाची शब्द (1-10)

विलोम शब्द (1 -10)

अनेकार्थक शब्द (1 - 10)

अनेक शब्दों के लिए एक शब्द (1 -10)

श्रुतिसम भिन्नार्थक शब्द (1 -10)

एकार्थक प्रतीत होने वाले शब्द (1 -10) अपनी नोटबुक में लिखिए।

प्रश्न 3. पाठ 21 से

मुहावरे (1- 10)

लोकोक्तियाँ (1 - 10) अपनी नोटबुक में भी लिखिए।

प्रश्न 4. खेलों का महत्त्व इस विषय पर 100 शब्दों का एक अनुच्छेद लिखिए।

प्रश्न 5. अपने बड़े भाई को वैवाहिक वर्षगाँठ की बधाई पत्र लिखकर दीजिए।

SOCIAL SCIENCE

Instructions :-

1. Make your holiday homework creative and attractive.
2. Holidays Homework should be done in A4 size sheets.

Q1. Make a project Chapter-1 How, Where and when.

Roll 1-4 (sources of history)

Roll 5-8 (nationalism)

Roll 9-12 (colonialism)

Roll 13 onwards(modern period in India)

Visit the National museum of history and find more about the history of India. Jot down your observations in the project.

Q2. Collect information about the drafting committee of the constitution of India. Pen it down and describe its importance. Also make a collage.

Q3. Make a list of the resources that need sudden attention in our environment. List the types of resources as well. Also paste their pictures.

Q4. Prepare a Time-line of various events in history of India from the coming of British to the revolt of 1857.

Also paste pictures of governor generals of British India.

Q5. Design a preamble for your school abiding to all the rights and duties of all students of the school. (You can take help from the Constitution of India.)

Q6. Do the following worksheet in your notebook.

1. Analyse the causes of the victory of British over the Nawabs of Bengal.
2. Which battle do you think is historically important- the battle of Plassey or the battle of Buxar? Give reasons to justify your answer.
3. Fill with one word.
 - (a) Iron is an example of-----.
 - (b) Abiotic resources are-----.
 - (c) The race for the trade is often called as -----.
 - (d) The French established their company at -----.
 - (e) Constitution of India was adopted in the year -----.
 - (f) Modifications in the constitution is called -----.
4. What fundamental rights are guaranteed by the Indian constitution?
5. Discuss the various features of Indian constitution.



1. Do the given activity as per your Roll Number

(Roll No. 1- 8)

Prepare a MATHEMATICAL DIGITAL NEWSPAPER • Total pages -4 (front back)

•give a creative title to the newspaper •newspaper column should cover: ➤ article / poem / story related to maths ➤ puzzles /sudoku ➤ geometrical signs ➤ mental ability corner ➤ great mathematicians ➤ mathematical discoveries

(Roll No. 9-15)

Create a digital poster depicting the importance of mathematics in day to day life. Take its print out and paste it in your scrap file.

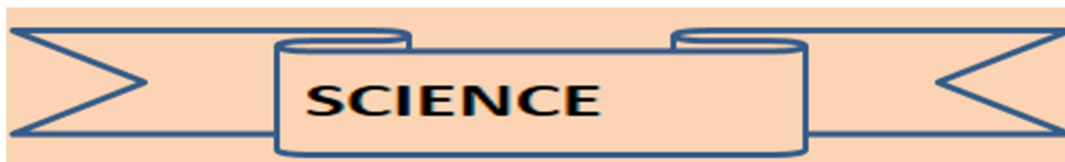
2. Collect the information about 5 Indian Mathematicians and Write 5 points about them.

3. Write any three rules of vedic maths with 2 examples each.

4. Paint/Design your T-shirt/handkerchief with mathematical formulae, quotations, rangoli designs using solid shapes or any artwork.

5. Do the given assignment in your Maths register.

CRITERIA FOR EVALUATION: Content, Knowledge & Relevant Data, Presentation, Creativity, Explanation



1. Prepare a project report on coloured A4 size sheets (with necessary photographs) showing the interlinking of biodiversity with the use of plastic as an indispensable item in our daily lives. You may consider the following while making this project:

- Effect of plastic on plants
- Effect of plastic on animals
- Effect of plastic on oceans
- Effect of plastic on marine life

2. Make a coloured Poster on A3 sheet on the given topic "Boon and Bane of Covid-19".

3. Do the given worksheets in your note book.



WORKSHEET – 1

CH-1: CROP PRODUCTION AND MANAGEMENT

A. Fill in the blanks.

1. _____ crops are grown from June to September.
2. _____ is the process of leaving the soil uncultivated for some time.
3. _____ can be used for both harvesting and threshing.
4. A _____ ensures uniform distribution of seeds.
5. Substances that kill pests are called _____.

B. State whether the following statements are true or false.

1. Crops sown in the rainy season are called rabi crops.
2. Loosening the soil is called tilling.
3. Manures are formed by decay of plants and animals.
4. Winnowing is used to separate seeds from the chaff.
5. Weedicides are rich in organic matter.

C. Name the following.

1. Cutting of crops after maturing.
2. Separation of grains from the harvested crop.
3. Unwanted plants that grow with the crops.
4. Supply of water to crops at appropriate intervals for cultivation.
5. Successive cultivation of different crops in an orderly manner on the same field.

D. Answer the following questions.

1. Define 'manure'.
2. What is crop rotation?
3. What are milch animals? Give examples.
4. What is organic farming?



5. Write the advantages of drip irrigation.

WORKSHEET – 2
CH-11: FORCE AND PRESSURE

A. Fill in the blanks.

1. The _____ the depth, the greater is the fluid or liquid pressure.
2. The _____ force pulls the object downwards.
3. Muscular force and frictional force are examples of _____ forces.
4. The SI unit of force is _____.
5. The pressure exerted by the atmosphere is called _____.

B. Write T for true and F for false.

1. The liquid pressure decreases with the increase in depth.
2. A barometer is used to measure atmospheric pressure.
3. The lesser the area of contact, the lesser is the force applied.
4. Magnetic force is an example of non-contact force.
5. If two equal forces act in the same direction, then the net force is zero.

C. Write the names.

1. The type of force involved in pulling a table.
2. Kg-wt is also a unit for this.
3. Another name for the pressure exerted by liquids.
4. Liquids exert pressure because they have this.
5. It is used to measure atmospheric pressure.
6. It acts in the direction opposite to the direction of force.

7. With an increase in force, the pressure _____.

D. Answer the following questions.

1. With the help of an activity, show that liquid pressure increases with an increase in depth.
2. Why is it easier to cut things with a sharp knife?
3. What makes the rubber sucker stick on the wall?
4. Why do moving objects slow down and stop eventually?



DEVOIR DE VACANCES

- Q1. Make a bookmark related to french culture.
- Q2. Write a quote or thought of the day in French and write its explanation in English.
- Q3. Make a brochure on France.


ART & CRAFT

- Do page no.:- 17,20, in your art file and 22,23 in your art book (my art &craft)
- craft work page no:- 87

Paper Mache Art

Let's make a funny bottle head using paper mache.

1. Gather old sheets of newspaper. Soak them in a small tub of water for over two days.
2. Mash the soaked paper in the tub until it turns to a pulp.
3. Squeeze out the excess water and pull out the pulp from the tub.
4. Knead the mixture to form a soft dough.
5. Roll a ball from the dough and set it aside to dry.
6. Clean an empty bottle and set it aside to dry. Fill it up with sand.
7. Paint the doll's body on the bottle using acrylic or poster colours. Draw clothes and arms.
8. You can also add details using glitter, sequins or bindis.
9. Paste the dried paper mache ball on the mouth of the bottle.
10. Paint the face on the ball using acrylic colours. Add details like the eyes, nose, mouth, etc.
11. Use black paint to make hair on the doll's head to complete your bottle doll dancer.



COMPUTER

1. Make a presentation on Computer Networks and types of computer networks.
2. Make a presentation on HTML. Define the types of list ordered, unordered, definition.

(At least 10-12 slides)

HELP STOP COVID-19



Get a
COVID-19
vaccine



Wash
your
hands
often



Cover your
mouth and
nose with
a mask

Avoid crowds and practice
social distancing



Maintain distance



Report Fraudulent COVID-19
Tests, Vaccines and Treatments



Donate
Blood
and
Plasma