



# **ORLEANS THE SCHOOL**

## **SESSION 2022 – 23**

### **CLASS -PY2**

Dear Student,

- Enjoy yourself to the fullest during this winter break have loads of fun. Make the beginning of the year fruitful and enjoyable..
- "Knowledge is Power". Therefore read lots and lots of books to cultivate the reading habit and develop your vocabulary, language skills, increase your attention span and improve your spellings.
- "A healthy mind lives in a healthy body". So play the sport of your choice INDOORS. It will help to instill discipline, generate sporting spirits and channelize your energies constructively.
- Get up early in the morning and see the rising sun. Do indoor exercises / yoga and stay healthy and fit. Spend quality time with your elders and share your thoughts and ideas with them.
- Eat healthy food and drink lots of water during summer.
- Integrating curriculum helps students deepen their understanding of the subject matter and comprehend relationship between different areas of study. This year's holiday homework has been designed keeping this interdisciplinary aspect in mind.

Dear Parents,

**Guidelines to make the winter break more fruitful**

- Play games like scrabble, chess, atlas and word building.
- Assign a permanent workplace and a work-time for your child. This encourages discipline.
- Inculcate good manners- 4 magic words ‘ please, thank you, excuse me, sorry’-use them and see the difference.
- Encourage your child to help around the house work and do small household jobs like dusting, watering the plants, laying dinner table etc.
- Guide the child to keep his room and things clean and well organized.
- Motivate your child to take up yoga or any other form of healthy activity.
- As much as possible, try to converse in English with your child.
- Encourage your child to read books (e books) and children’s magazines.

Regards,  
Class teacher



# HOMEWORK

**Dear Children,**

- 1) All the written work has to be done in your best handwriting.
- 2) Do not rush to complete all the homework in one go.
- 3) Enjoy the activities. Take your time to finish them.
- 4) Try to do all your assignments on your own,  
**You can do it!**
- 5) Take help from parents only when absolutely necessary.
- 6) Enjoy your holidays.
- 7) Stay safe & be good.

## English

**Reader:** Revise the chapters done in class.

**Grammar:** Revise degree of adjectives and connectives.

Activity 1 to 3

हिन्दी

कक्षा कॉपी में कराया याद करें

प्रतिदिन एक पेज सुलेख रफ़ कॉपी में लिखें प

Activity 1 to 2

## Mathematics

Learn Tables 2 to 10.

Revise Chapter 1, 2

and 5

Activity 1 & 2

## EVS

Read L-1,2 and 4


Learn all Keywords, Exercises & Question-Answers

Activity 1 to 3

## Craft


### **Project: - Make one best out of waste.**

Dear students, please collect the waste materials of your house and make something interesting with it. It can be useful item or decorative item. Materials which you can use i.e. empty boxes, waste old clothes, or any other things which you can get easily. Be very careful about your hygiene.



# ENGLISH ACTIVITY 1

## ALL ABOUT MY WINTER



### Books I read

1 \_\_\_\_\_

2 \_\_\_\_\_

3 \_\_\_\_\_

### Some magic words I use every day:

1 \_\_\_\_\_

2 \_\_\_\_\_

3 \_\_\_\_\_

### I help my parents in:



1 \_\_\_\_\_

2 \_\_\_\_\_

3 \_\_\_\_\_

4 \_\_\_\_\_

## ENGLISH ACTIVITY 2

Look at the pictures and describe them in 5 lines

Picture1



- 1 \_\_\_\_\_
- 2 \_\_\_\_\_
- 3 \_\_\_\_\_
- 4 \_\_\_\_\_
- 5 \_\_\_\_\_

Picture2



- 1 \_\_\_\_\_
- 2 \_\_\_\_\_
- 3 \_\_\_\_\_
- 4 \_\_\_\_\_
- 5 \_\_\_\_\_

## ENGLISH ACTIVITY 3

**My flowerpot:** Blooming spring flowers, chirping birds , balmy warm weather, falling autumn leaves, the greenery of rains, the icy winter –every season is God’s gift .Let us celebrate seasons by making this beautiful flower pot with delightful season words.

### What You Need:

- Scissors
- Marker
- Small foam ball or button
- Paper sheet
- Vocabulary list( theme is seasons)
- Green paint
- Paint brush
- Glue



### What To Do:

- 1) Paint the foam ball yellow (or you may use a small button) and the craft stick green.
- 2) Set aside both pieces to dry
- 3) Cut out ten large white petals from the sheet
- 4) Cut big leaves and paint them green
- 5) Glue the leaves on the craft stick.
- 6) Put one end of the craft stick into the foam ball.
- 7) Write one spring vocabulary word on each of the white petals.
- 8) Paste the spring words on the foam ball or button.
- 9) Make a small flower pot using the used material lying at home.
- 9) Repeat this activity for winter words and summer words, then put these flowers in the flower pot.

## HINDI ACTIVITY 1

सर्दी में खाए जाने वाले चार फल और चार सब्जियों के चित्र बनाकर रंग भरो और उनके नाम लिखिए-

सब्जी

---

---

---

---

फल

---

---

---

---





## HINDI ACTIVITY 2

चित्र बनाकर रंग भरो और पाँच वाक्य लिखो।



# MATHEMATICS ACTIVITY 1

## The Seasons Chart of 2022

When we get our school almanac we always check the holidays first! The holidays come under different seasons. There are summer holidays and winter holidays ! Let's find out how our current year fared in terms of different seasons.

2022						
<b>-JANUARY-</b>						
S	M	T	W	T	F	S
						1
2	3	4	5	6	7	8
9	10	11	12	13	14	15
16	17	18	19	20	21	22
23	24	25	26	27	28	29
30	31					
<b>-FEBRUARY-</b>						
S	M	T	W	T	F	S
		1	2	3	4	5
6	7	8	9	10	11	12
13	14	15	16	17	18	19
20	21	22	23	24	25	26
27	28					
<b>-MARCH-</b>						
S	M	T	W	T	F	S
		1	2	3	4	5
6	7	8	9	10	11	12
13	14	15	16	17	18	19
20	21	22	23	24	25	26
27	28	29	30	31		
<b>-APRIL-</b>						
S	M	T	W	T	F	S
					1	2
3	4	5	6	7	8	9
10	11	12	13	14	15	16
17	18	19	20	21	22	23
24	25	26	27	28	29	30
<b>-MAY-</b>						
S	M	T	W	T	F	S
1	2	3	4	5	6	7
8	9	10	11	12	13	14
15	16	17	18	19	20	21
22	23	24	25	26	27	28
29	30	31				
<b>-JUNE-</b>						
S	M	T	W	T	F	S
			1	2	3	4
5	6	7	8	9	10	11
12	13	14	15	16	17	18
19	20	21	22	23	24	25
26	27	28	29	30		
<b>-JULY-</b>						
S	M	T	W	T	F	S
					1	2
3	4	5	6	7	8	9
10	11	12	13	14	15	16
17	18	19	20	21	22	23
24	25	26	27	28	29	30
31						
<b>-AUGUST-</b>						
S	M	T	W	T	F	S
	1	2	3	4	5	6
7	8	9	10	11	12	13
14	15	16	17	18	19	20
21	22	23	24	25	26	27
28	29	30	31			
<b>-SEPTEMBER-</b>						
S	M	T	W	T	F	S
			1	2	3	4
5	6	7	8	9	10	11
12	13	14	15	16	17	18
19	20	21	22	23	24	25
26	27	28	29	30		
<b>-OCTOBER-</b>						
S	M	T	W	T	F	S
						1
2	3	4	5	6	7	8
9	10	11	12	13	14	15
16	17	18	19	20	21	22
23	24	25	26	27	28	29
30	31					
<b>-NOVEMBER-</b>						
S	M	T	W	T	F	S
		1	2	3	4	5
6	7	8	9	10	11	12
13	14	15	16	17	18	19
20	21	22	23	24	25	26
27	28	29	30			
<b>-DECEMBER-</b>						
S	M	T	W	T	F	S
						1
2	3	4	5	6	7	8
9	10	11	12	13	14	15
16	17	18	19	20	21	22
23	24	25	26	27	28	29
30	31					

PaperTrailDesign.com

Looking at the above calendar answer the following questions:

- ✚ Count the number of Sunday in the year 2022..
- ✚ Count the number of second Saturday in the year 2022.
- ✚ In which month you have autumn break?
- ✚ From which date winter vacations started this year?

## **MATHEMATICS ACTIVITY 2**

Make Mathematics learning machine with the help of cardboard using the link given below:

<https://youtu.be/nSQEOLsGY6M>



## EVS ACTIVITY 1



A sweet slice of summer,  
On a hot afternoon,  
The perfect treat to eat outside,  
You don't even need a spoon.



As you take a big old bite,  
Feel the juice begin to run,  
Be careful not to eat the seeds,  
You spit those out, for fun!



A slice of watermelon,  
Just can't be beat,  
It is the taste of summer,  
Juicy and sweet!



- Anonymous

Different fruits are available in different seasons .so let's enjoy all the seasonal fruits available in the market during this summer break, like watermelon, mango, etc and learn something interesting about these seeds. Pen down your observations in the observation table given below. Don't throw the seeds we will do something creative with these seeds after this activity!

**INSTRUCTIONS:** Make the observation table on the A4 size sheet.




## EVS ACTIVITY 2

You must have observed in the previous activity that different fruits have seeds of different sizes and shapes. Now we have an interesting craft activity for you using the seeds you have saved.

Use your creativity to make different things with these seeds. You can use sketch pens, paints, glitters etc to decorate.

Dry the seeds of the fruits you have eaten by keeping them open in a plate for few days.

Some ideas are given below for your reference.



# EVS ACTIVITY 3

Find the names of the seasons:

S	A	B	C	R	A	I	N	Y	D
E	U	F	G	H	I	G	J	K	L
M	N	M	O	S	P	R	I	N	G
P	Q	R	M	S	T	U	V	W	X
Y	Z	A	B	E	C	D	E	F	G
W	I	N	T	E	R	H	I	J	K
L	M	A	U	T	U	M	N	O	P

1 \_\_\_\_\_

2 \_\_\_\_\_

3 \_\_\_\_\_

4 \_\_\_\_\_

5 \_\_\_\_\_

